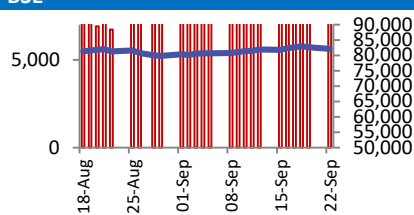
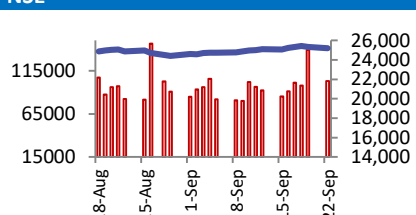


BSE			NSE		
 <p>5,000</p> <p>0</p> <p>18-Aug 25-Aug 01-Sep 08-Sep 15-Sep 22-Sep</p>	Open	81918	 <p>115000</p> <p>65000</p> <p>15000</p> <p>18-Aug 25-Aug 1-Sep 8-Sep 15-Sep 22-Sep</p>	Open	25109
	High	82045		High	25150
	Low	81608		Low	25027
	Close	81716		Close	25057
	Change	-386		Change	-113
	Volume (Lacs)	7804		Volume(Lacs)	36952
	Turnover (Rs.inCr)	10191		Turnover(Rs.in Cr)	94298

World Markets	Current	Previous	Pt. Chg	Var(%)
Dow	46121	46293	(172)	-0.37%
Dow Futures	46522	46441	81	0.17%
Nasdaq	22498	22573	(76)	-0.33%
FTSE	9250	9223	27	0.29%
Nikkei	45720	45630	89	0.20%
Hang Seng	26539	26519	20	0.08%
Gift Nifty	25075	25120	(45)	-0.18%
Straits Singapore	4281	4290	(9)	-0.21%
South Korea	3471	3472	(1)	-0.04%
Taiwan	26142	26197	(55)	-0.21%
Shanghai	3859	3854	6	0.15%

Commodity Prices	Current	Previous	Pt. Chg	Var(%)
Copper (\$/MT)	10337	9975	362	3.6%
Alumin (\$/MT)	2652	2638	14	0.5%
Zinc (\$/MT)	2938	2889	50	1.7%
Brent Crude (\$/bbl)	69	69	(0)	-0.3%
Gold (\$/Ounce)	3738	3736	1	0.0%
Silver (\$/Ounce)	44	44	0	0.1%
Light Crude (\$/bbl)	65	65	(0)	-0.4%
N G (\$/mmbtu)	3	3	0	0.9%
Sugar (\$/MT)	459	463	(4)	-0.9%
Rubber (Rs./kg)	187	187	0	0.0%
Baltic Dry Index	2240	2200	40	1.8%

Currency Exchange Rate	Current	Previous	Var(%)
Rs./ \$ rate	88.70	88.75	-0.06%
Rs./ Euro	104.38	104.74	-0.35%
Rs./Chinese Yuan	12.45	12.44	0.09%
Yen / \$ rate	148.72	148.90	-0.12%
\$ US/Euro	1.18	1.17	0.11%

Dollar Index	Current	Previous	Var(%)
Dollar Index	97.76	97.87	-0.12%

Support/ Resistance Levels for Today		
	Nifty	Bank Nifty Fut
Support 1	25000	55000
Support 2	24940	54770
Resistance	25140	55500

Securities in Ban For Trade	
SAMMAANCAP	HFCL
RBLBANK	

Market Review

US: US equities declined for a second-straight session on Wednesday as early gains driven by renewed pledges of spending in artificial intelligence quickly faded.

Asia: Asian stocks traded in a tight range at the open after losses on Wall Street as signs of fatigue crept into the AI-fueled equity rally. Shares in Japan and Australia edged up while those in South Korea retreated.

India: India stocks were lower after the close on Wednesday, as losses in the Real Estate, Capital Goods and Auto sectors led shares lower. **Market is expected to open on a flattish note and likely to witness range bound move during the day.**

Global: The shipping industry is experiencing major volatility amid rising geopolitical tensions and disruptions caused by a wave of new tariffs. Due to an increasingly complex and uncertain global trade environment, subdued industrial activity in major economies and weak Chinese demand for bulk commodities, UNCTAD has revised down its maritime trade growth forecast for 2025.

A leading indicator of Japan's service-sector inflation perked up in August, backing up the central bank's view that rising labour costs will help keep inflation sustainably around its 2% target. The services producer price index, which tracks the price companies charge each other for services, rose 2.7% in August from a year earlier, Bank of Japan data showed, accelerating from a revised 2.6% gain in July.

Commodities: Oil prices experienced a slight dip as investors secured profits following a surge to a seven-week high, fueled by a surprise drop in U.S. crude inventories and concerns over Ukrainian attacks on Russian energy infrastructure.

Gold prices remained stable on Thursday as investors anticipate crucial U.S. economic data for insights into Federal Reserve policy. A slightly weaker dollar provided some support to bullion. San Francisco Fed President Mary Daly supports previous rate cuts and expects more.

Currency: U.S. dollar remained stable as traders assessed the likelihood of gradual Fed easing, influenced by cautious policymaker remarks and awaited data reflecting tariff impacts. Uncertainty surrounding future easing has led to doubts about an imminent rate cut next month.

FII Derivative Transactions (Rs. Cr)

Contracts	Purchase		Sell		Net	Open Interest (OI)		OI (Previous day)		Change	
	Contract	Value	Contract	Value		Contract	Value	Contract	Value	Contract	Value
Index Future	21414	4049	24535	4646	(597)	204659	38547	196298	37216	8361	1331
Index Option	4753009	897622	4771561	901232	(3610)	1743170	328686	1403787	266252	339383	62434
Stock Future	392469	27871	402965	28344	(473)	5709001	400062	5679377	401349	29624	(1287)
Stock Option	588242	42961	582689	42552	409	438889	30643	439242	30994	(353)	(351)
Total	5755134	972503	5781750	976774	(4271)	8095719	797938	7718704	735811	377015	62127

FII All Activity-BBG (Rs Cr)	Buy	Sell	Net
17-Sep-25	13185	13465	(280)
18-Sep-25	12415	11630	785
19-Sep-25	37583	36454	1128
22-Sep-25	10285	12256	(1972)
23-Sep-25	13368	16162	(2794)
Month to date- Sep	230753	233352	(2599)
FII (Prov.) (Rs. Cr)	Buy	Sell	Net
18-Sep-25	11838	11471	367
19-Sep-25	37091	36700	391
22-Sep-25	9545	12455	(2910)
23-Sep-25	12222	15773	(3551)
24-Sep-25	11089	13515	(2426)
Month to date-Sep	216861	236321	(19460)
DII (Prov.) (Rs. Cr)	Buy	Sell	Net
18-Sep-25	14451	11125	3327
19-Sep-25	14840	12735	2105
22-Sep-25	12716	10133	2583
23-Sep-25	13526	10855	2671
24-Sep-25	12632	11421	1212
Month to date-Sep	236263	191473	44790
FII Debt - BBG (Rs. Cr)	Buy	Sell	Net
17-Sep-25	2880	1602	1278
18-Sep-25	3625	2252	1373
19-Sep-25	3093	1316	1777
22-Sep-25	2015	2516	(500)
23-Sep-25	3649	2366	1283
Month to date- Sep	45804	32871	12934

Market Breadth	BSE		NSE	
	No.	%	No.	%
Advance	1604	37%	934	30%
Decline	2568	59%	2072	67%
Unchanged	165	4%	70	2%

Market Turnover	24-Sep	23-Sep	Var (%)
BSE Cash	10191	12164	-16%
NSE Cash	94298	105317	-10%
NSE Futures	149973	127941	17%
NSE Options	12493209	62536620	-80%
Total (Rs.Cr)	12747671	62782042	-80%

Volatility Index	24-Sep	23-Sep
Volatility Index	10.52	10.63

Index PE - TTM	24-Sep	Yr. High	Yr. Low
Sensex	22.6	25.2	20.3
Nifty	22.0	24.4	19.6

Corporate News

Glenmark Pharma arm enters \$1.1 billion agreement with Hengrui for oncology drug

Drugmaker Glenmark Pharmaceuticals Ltd on September 24 said its wholly owned subsidiary Glenmark Specialty S.A. (GSSA) has entered into an exclusive license and collaboration agreement with Hengrui Pharma for Trastuzumab Rezetecan (SHR-A1811), a next-generation HER2-targeting antibody drug conjugate (ADC). (CNBC)

Newgen Software UK arm inks 4.2 million euro deal with TCS Belgium

Newgen Software Technologies said its UK-based subsidiary has executed a Master Service Agreement with Tata Consultancy Services N.V, Belgium. The deal, valued at €4.22mn, covers cloud hosting, software licence and implementation services, and will run for a period of five years. (CNBC)

Veedol Corporation Unveils Two New Fully Synthetic Engine Oils in India

Veedol Corporation introduced 'SwiftPower' and 'SynthGlide', two new fully synthetic engine oils, in the Indian market on September 24, 2025. These products utilize EstoBioLides Technology and will initially be distributed domestically, with future plans for export. The launch was disclosed to stock exchanges in compliance with SEBI regulations. (ET)

Economy

If India gets trade deal, that would be big confidence-building measure: Michael Kugelman on India-US relations

South Asia analyst Michael Kugelman has highlighted the importance of trade talks between India and the United States, stating that a potential trade deal could serve as a major confidence-building measure and help stabilise the bilateral relationship while easing tensions. (ET)

Delhi moves to ratify WTO fish pact, seeks cushion for developing nations

India is in the process of ratifying the WTO Agreement on Fisheries Subsidies, it has told the multilateral trade watchdog. It has also called for stricter rules for countries that have historically been giving high fish subsidies while ensuring policy space for those who have not contributed to over-exploitation. (ET)

International

China's Chery Auto shares soar 11.2% in Hong Kong trading debut

Shares of Chinese car maker Chery Automobile jumped 11.2% as the company started trading on the Hong Kong Stock Exchange on Thursday following its \$1.2 billion initial public offering. (Invst)

Top 5 Nifty Gainers	24-Sep	23-Sep	Var(%)
POWERGRID	293	289	1.6%
NTPC	348	343	1.3%
HINDUNILVR	2550	2522	1.1%
TATACONSUM	1140	1129	1.0%
MARUTI	16249	16097	0.9%
Top 5 Nifty Losers	24-Sep	23-Sep	Var(%)
TATAMOTORS	683	701	-2.6%
BEL	395	404	-2.2%
ADANIENT	2620	2676	-2.1%
WIPRO	245	250	-2.0%
INDUSINDBK	741	755	-1.9%

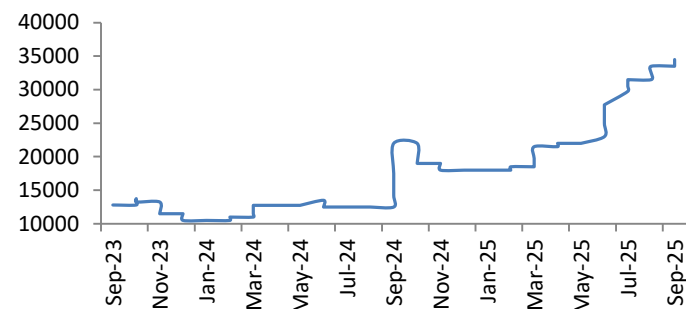
BSE Index Watch	Last	1 day	1 wk	1 mth	1 yr
SENSEX	81716	-0.5%	-1.2%	0.1%	-4.1%
MIDCAP	45971	-0.9%	-1.6%	0.1%	-6.9%
SMLCAP	53774	-0.5%	-1.4%	1.5%	-6.1%
AUTO	60380	-1.1%	-0.9%	6.0%	-0.3%
BANKEK	62122	-0.8%	-0.5%	1.1%	1.2%
Capital Goods	69647	-1.1%	-2.5%	4.2%	-6.0%
FMCG	20399	0.1%	-1.7%	-0.5%	-14.2%
Health Care	44299	-0.6%	-1.0%	-1.2%	0.3%
IT	34530	-0.7%	-3.5%	-3.0%	-18.7%
METAL	33339	-0.7%	1.3%	6.0%	0.4%
Oil & Gas	26695	-0.6%	0.2%	1.7%	-13.8%
Power	6889	-1.1%	1.7%	4.9%	-21.4%
Realty	6915	-2.5%	-3.1%	-2.9%	-21.7%

Margin Trading Disclosure (Rs. In Cr)	Last	1 day	1 wk	1 mth	3 mth
Op. Scripwise Outstanding	97555	1.4%	2.2%	6.1%	17.1%
Fresh Exposure	6872	-12.0%	2.8%	15.1%	-2.9%
Exposure liquidated	6207	-4.2%	-4.9%	24.0%	-4.8%
Closing Net scripwise outstanding	98220	0.7%	2.7%	5.7%	17.1%

NSE USD Futures	24-Sep	23-Sep	Var (%)
Sept Expiry (Rs./\$)	88.73	88.75	0.0%
Sept Expiry (Rs./\$)	89.20	86.19	3.5%
Total Turnover (Rs. Crore)	6911	4082	69%

Sectors	TTM PE
Auto	34.87
Auto Ancillary	44.74
Banking	14.33
Engineering	46.8
Cement	66.62
Diamonds & Jewellery	43.76
Housing Finance	23.82
Infrastructure & Const	27.3
Metals-Aluminium	29.35
Metal – Steel	18.4
Oil Expl.	7.47
Pharma	10.16
Power – Gen. Supp.	40.06
Information Tech.	30.56
Sugar	17.31
Telecom Serv. Prov.	38.75
Tyres	34.49

Copra Prices (INR/quintal) (Source: BBG)



10 year G-Sec Yield	Current	Previous	Change
US	4.14%	4.15%	(1) bps
Japan	1.65%	1.65%	0 bps
India	6.49%	6.47%	2 bps
UK	4.67%	4.68%	(1) bps
Libor 3 Mths	4.85%	4.85%	(0) bps

Indian Eco Data	Current	Previous	Var(%)
Forex Reserve (US\$ in bn)	602	703	-14.4%
Inflation - WPI	0.52%	-0.58%	110 bps
Inflation - CPI	2.07%	1.61%	46 bps

India GDP	Q3FY25	Q2FY25	Var (%)
Growth	7.81%	7.38%	43 bps

Monetary Policy	Current	Previous	Change
Repo Rate	5.50%	5.50%	0 bps
Reverse Repo Rate	3.35%	3.35%	0 bps
CRR	3.00%	4.00%	(100) bps
O/S Banking System Liquidity (Rs bn)	-411	-658	246.3

IIP Growth %	Jul-25	Jul-24	Apr-July
IIP	3.5	5.0	2.4
Capital Goods	5.0	11.7	8.8
Mining	5.4	4.7	3.9
Manufacturing	0.6	7.9	-0.9
Electricity	-7.2	3.8	-4.1

ADR Price Movement

Company	Price (US\$)	Volume	Previous Day Price	Volume	Variance (%)	No. of Share Per ADR	ADR Price (Rs.)	BSE Price	Variance (%)
Infosys Tech	17.03	17049604	16.88	11524522	0.89%	1	1510.48	1494.60	1.1%
Wipro	2.72	9195374	2.73	5792659	-0.37%	1	241.25	244.59	-1.4%
Dr.Reddy's	14.44	861303	14.51	977469	-0.48%	1	1280.76	1298.10	-1.3%
ICICI Bank	30.97	6671843	31.35	3379513	-1.21%	2	1373.44	1382.70	-0.7%
HDFC Bank	34.46	3918307	34.66	3041769	-0.58%	3	1018.81	951.05	7.1%

GDR's (US\$)

	Prices	Prev. Close	Change	Var %
L&T	41.65	41.40	0.3	0.6%
RIL	62.10	62.20	(0.1)	-0.2%
SBI	97.50	97.90	(0.4)	-0.4%

US Economy Data	Current	Previous
Inflation (%) (YoY)	2.90%	2.70%
Unemployment (%)	4.30%	4.20%

Interest Rate (%)	Current	Previous
Fed Rate	4.25%	4.50%

US GDP	Q2CY25	Q1CY25
Growth (QoQ Annualized)	3.30%	-0.50%

China Economy Data	Current	Previous
GDP	5.20%	5.40%
Inflation – CPI (%)	-0.40%	0.00%

Economic Calendar

	Date
Indian GDP Data	28 Nov
Indian Inflation Data CPI	13 Oct
Indian Inflation Data WPI	14 Oct
Indian Monetary Policy	01 Oct
India's Industrial Production (IIP)	26 Sep
US Inflation Data	15 Oct
US GDP	25 Sep
US Unemployment Data	03 Oct
US Fed Rate	29 Oct
China GDP	20 Oct
China Inflation Data	15 Oct

Event Update

Name	Date	Purpose
Adtech Systems Ltd.	25/09/25	Rs.1.00 per share(10%)Dividend
Evans Electric Ltd.	25/09/25	Rs.1.50 per share(15%)Final Dividend
3I Infotech Ltd.	26/09/25	Right Issue of Equity Shares
Caspian Corporate Services Ltd.	26/09/25	Rs.0.05 per share(5%)Final Dividend
KKV Agro Powers Ltd.	26/09/25	Bonus
MOS Utility Ltd.	26/09/25	Bonus
PVV Infra Ltd.	26/09/25	Stock Split from Rs.10/- to Rs.5/-
RM Drip and Sprinklers System Ltd.	26/09/25	Stock Split from Rs.10/- to Re.1/-
West Leisure Resorts Ltd.	26/09/25	Rs.0.10 per share(1%)Final Dividend
Antriksh Service Technologies Ltd.	29/09/25	Reduction of Capital

Bulk Deal As On 24/09/25

BSE					
Security Code	Security Name	Client Name	Deal	Quantity	Price
530745	ACSTECH	NEO APEX VENTURE LLP	S	565079	36.46
544516	AIRFLOA	BIJAL PRITESH VORA	S	342000	338.94
544516	AIRFLOA	F3 ADVISORS PRIVATE LIMITED	B	150000	339.4
544516	AIRFLOA	GROWTH SECURITIES PRIVATE LIMITED	S	130000	339.4
544516	AIRFLOA	NEO APEX VENTURE LLP	S	173000	339.4
544516	AIRFLOA	PACE STOCK BROKING SERVICES PVT LTD	S	522000	339.4
526935	ARUNIS	MANDALIYA UDAY KANAIALAL	S	500000	73.96
522292	CANDOUR	CHANDNI MACHINES LIMITED	B	110584	94.3
522292	CANDOUR	MANGAL KESHAV CAPITAL LIMITED	S	111651	94.32
539598	CGFL	NEETU RAJENDRA BOHRA	B	585763	29.58
539596	DELTA	PAWAN KUMAR MITTAL (HUF)	S	100000	14.5
539596	DELTA	VATSAL AGARWAAL	B	62583	14.5
526473	ELEFLOR	BHAVISHYA ECOMMERCE PRIVATE LIMITED	S	136000	6.38
542543	ENERGYINF	NEO WEALTH PARTNERS PRIVATE LIMITED	B	6075000	82
542543	ENERGYINF	NEO WEALTH PARTNERS PRIVATE LIMITED	B	6075000	82
542543	ENERGYINF	RAPID HOLDINGS 2 PTE LIMITED	S	13200000	82
542543	ENERGYINF	RAPID HOLDINGS 2 PTE LIMITED	S	6050000	82
542543	ENERGYINF	RAPID HOLDINGS 2 PTE LIMITED	S	6075000	82
542543	ENERGYINF	TRUST INVESTMENT ADVISORS PRIVATE LIMITED	B	6050000	82
542543	ENERGYINF	TRUST INVESTMENT ADVISORS PRIVATE LIMITED	B	6050000	82
512443	GANONPRO	REEMA SAROYA	B	88036	11.86
513309	GOLKONDA	RAMESH CHEPURI	S	40187	11.85
513309	GOLKONDA	RAMESH CHEPURI	B	3	11.44
524238	GUJINJEC	PATEL SHIVLAL KUBERBHAJ	S	77000	20.01
524238	GUJINJEC	SHASHANK VYAS	B	100000	20.01
505336	HARSHILAGR	JIGNESH BABUBHAI PATEL	S	7000000	0.86
505336	HARSHILAGR	MANDAKINIBEN PRADYUMANBHAI PATEL	S	4800000	0.86
526899	HFIL	BRAJESH KUMAR GUPTA	S	594723	11.5
539724	HYPERSOFT	NEO APEX VENTURE LLP	S	70883	69.86
540134	IISL	HRIDAY HARSHAD PATEL	S	37897	8.38
505343	MONOT	SANDEEP ISPAT TRADER LLP	S	6000000	0.56
542724	MURAE	SOMESHWARA TRADELINK PRIVATE LIMITED	S	30000000	0.58
540386	ONTIC	JIGAR PRASHANTBHAI ZAVERI	S	415795	1.74
540386	ONTIC	JIGAR PRASHANTBHAI ZAVERI	B	664058	1.66
540386	ONTIC	NISHIL SHAH	S	533371	1.71
540386	ONTIC	NISHIL SHAH	B	1116688	1.68
531512	ORIENTTR	NIKHIL SANTOSH OSWAL	B	134500	19.79
531512	ORIENTTR	VAISHALI COMMOSALES LLP	S	100904	19.81
543637	PACE	SHAIVAL D GANDHI	S	217200	23.4
531395	PADAMCO	HIRJI PARBAT GADA	S	857550	4.74
531395	PADAMCO	SNEH HIRJI GADA	S	1200000	5.18
543798	PATRON	DINESH ISHVARBHAI LALWANI	S	116000	7.88
543798	PATRON	DINESH ISHVARBHAI LALWANI	B	188000	7.98
543798	PATRON	HIRJI PARBAT GADA	B	252000	8.26
543798	PATRON	JASMIN PURNACHANDRA MEHTA	B	148000	7.25
543798	PATRON	JAYESH PRAVINCHANDRA SHETH	S	1276000	8.02
543798	PATRON	JAYESH PRAVINCHANDRA SHETH	B	856000	8.28
543798	PATRON	NARENDRAKUMAR GANGARAMDAS PATEL	S	180000	7.5
543798	PATRON	NIRAJ RAJNIKANT SHAH	S	1140000	8.45
543798	PATRON	QAPLA INVESTMENTS	S	120000	8.25
543798	PATRON	SNEH HIRJI GADA	B	716000	7.45
543798	PATRON	SUSHILABAHEN NARENDRAKUMAR PATEL	S	124000	7.5
543798	PATRON	UMA SANJAY VYAS	S	300000	7.84
543798	PATRON	UMA SANJAY VYAS	B	336000	7.87

532011	POOJAENT	KAMALSHRI AGARWAL	S	445000	110.45
512217	PRISMMEDI	NOVARATHANMALPRAVEENKUMAR	S	48465	17.81
500342	PRUDMOULI	VAB VENTURES LIMITED	S	170000	34
512591	PULSRIN	PANISH RAJEEV SHETTY	S	7315	3
512591	PULSRIN	PANISH RAJEEV SHETTY	B	574321	2.93
512591	PULSRIN	RAJESH SUBHASH JANGAM	S	2142	3.01
512591	PULSRIN	RAJESH SUBHASH JANGAM	B	370969	2.93
530111	RAJPACK	VINODKUMAR OHRI	B	48707	32.12
544237	RAPID	SHERWOOD SECURITIES PVT LTD	S	43200	84.87
544237	RAPID	SHERWOOD SECURITIES PVT LTD	B	59200	85.49
539561	REMLIFE	KRISHNA KUMAR GOYAL	B	423326	1.49
539561	REMLIFE	KRISHNA KUMAR GOYAL	S	4500000	1.49
530525	RRETAIL	DEEPAK YALLAPPA MANE	S	45476	6.59
530525	RRETAIL	DEEPAK YALLAPPA MANE	B	1029362	6.6
512097	SAICOM	SUNDAR NAYAK MALEGANGULLI	B	2301289	0.36
544520	SAMPAT	CHINTAN RAJNIKANTHAKAR	B	124800	119.96
544520	SAMPAT	MANSI SHARE AND STOCK BROKING PRIVATE LIMITED	B	120000	118.5
544520	SAMPAT	MARWADI SHARES AND FINANCE LIMITED	B	63600	114.25
544520	SAMPAT	NEXUS EQUITY GROWTH FUND SCH-1	B	68400	120
544520	SAMPAT	PASHUPATI CAPITAL SERVICE PVT LTD	B	135600	120
544520	SAMPAT	SMC GLOBAL SECURITIES LIMITED	B	69600	120
544189	SATTRIX	NEO APEX VENTURE LLP	B	45000	319.15
544189	SATTRIX	WEALTH FIRST PORTFOLIO MANAGERS PVT LTD.	S	35000	319.15
539519	SATTVASUKU	COMFORT ADVERTISING PVT LTD	B	2676990	0.84
540259	SHANGAR	VIDVHSHAK TRADING PRIVATE LIMITED	S	4656630	0.35
500389	SILVERLINE	NIRAV DINESHBHAI CHAUDHARI	S	1272366	18.57
500389	SILVERLINE	NIRAV DINESHBHAI CHAUDHARI	B	1275	18.56
531205	SPRIGHT	BHIKHIBEN PARMAR	S	11680000	1.19
531205	SPRIGHT	CHINTAN Y PATEL	S	12000000	1.19
531205	SPRIGHT	PATEL GHANSHYAM HARIBHAI	S	10000000	1.19
539117	SUJALA	DEEPAK YALLAPPA MANE	B	48924	50.73
530217	SWOJAS	JYOTI KHANDLWAL	S	250280	16.55
531499	SYBLY	SOMANI VENTURES AND INNOVATIONS LIMITED	B	48500	1.88
531499	SYBLY	SUBHASH NAYYAR	S	88000	1.8
531432	SYTIXSE	BHANU MANGAL	S	44235	9.94
531432	SYTIXSE	BHARAT DEWDA	S	88600	9.94
531432	SYTIXSE	HIMANSHU MANGAL	S	96600	9.94
531432	SYTIXSE	INDU INDU KABRA	S	39542	9.94
531432	SYTIXSE	KESHAV SINGH RATHORE	S	75611	9.94
531432	SYTIXSE	NIROJ KANWAR	S	43472	9.94
531432	SYTIXSE	OMKARMUNDHRA	B	800000	9.94
531432	SYTIXSE	PRAMOD RAJPUROHIT	S	97300	9.94
531432	SYTIXSE	SNIGDHA DANI	S	53467	9.94
531432	SYTIXSE	SURBHI AGAL	S	65980	9.94
531432	SYTIXSE	TANISHQA AGGARWAL	S	143384	9.94
531432	SYTIXSE	VARSHA SAMDANI	S	61000	9.94
523752	TIHIL	SHAH JAYDEEP SURESHKUMAR	S	436776	11.83
523752	TIHIL	SHAH JAYDEEP SURESHKUMAR	B	2152256	11.82
523752	TIHIL	TECHROXY SOLUTION PRIVATE LIMITED	S	600000	11.83
500421	TPINDIA	BHARAT CHIMANLAL PAREKH	S	500000	16
500421	TPINDIA	DHARMENDRA HARJIBHAI PARMAR	B	225336	16
500421	TPINDIA	TARUNABEN LALJIBHAI TRIVEDI	B	270000	16
543930	URAVIDEF	VINEY CORPORATION LIMITED	S	233000	258.1
506122	VOLKAI	KARMRAJSINGHJAYMURTISINGHGAUTAM	B	10000	52.99
506122	VOLKAI	MANISH K VORA (HUF)	S	10000	53
524661	WELCURE	AVINASH GOVINDBHAI PARMAR	S	700000	6.7
524661	WELCURE	NEO APEX SHARE BROKING SERVICES LLP	S	831918	6.7
524661	WELCURE	NEO APEX SHARE BROKING SERVICES LLP	B	1000000	6.7
524661	WELCURE	VAGHANI VIRAJ	S	1700079	6.74

NSE

Security Code	Security Name	Client Name	Deal	Quantity	Price
AAATECH	AAA Technologies Limited	ANJAY RATANLAL AGARWAL	SELL	197829	81.55
AAATECH	AAA Technologies Limited	NOVA GLOBAL OPPORTUNITIES FUND PCC - TOUCHSTONE	BUY	221400	81.49
AKZOINDIA	Akzo Nobel India Limited	ADITYA BIRLA SUNLIFE MUTUAL FUND	BUY	45986	3358.8
AKZOINDIA	Akzo Nobel India Limited	BANDHAN MUTUAL FUND	BUY	29928	3358.8
AKZOINDIA	Akzo Nobel India Limited	BARODA BNP PARIBAS MUTUAL FUND	BUY	74820	3358.8
AKZOINDIA	Akzo Nobel India Limited	BNP PARIBAS FINANCIAL MARKETS	BUY	29928	3358.8
AKZOINDIA	Akzo Nobel India Limited	CITIGROUP GLOBAL MARKETS MAURITIUS PRIVATE LIMITED	BUY	74820	3358.8
AKZOINDIA	Akzo Nobel India Limited	CITIGROUP GLOBAL MARKETS MAURITIUS PVT LTD	BUY	29928	3358.8
AKZOINDIA	Akzo Nobel India Limited	EDELWEISS LIFE INSURANCE COMPANY LIMITED	BUY	29928	3358.8
AKZOINDIA	Akzo Nobel India Limited	GHISALLO MASTER FUND LP	BUY	29927	3358.8
AKZOINDIA	Akzo Nobel India Limited	GOLDMAN SACHS ETF TRUST - GOLDMAN SACHS INDIA EQUITY ETF	BUY	1237	3358.8
AKZOINDIA	Akzo Nobel India Limited	GOLDMAN SACHS FUNDS - GOLDMAN SACHS INDIA EQUITY PORTFOL	BUY	449823	3358.8
AKZOINDIA	Akzo Nobel India Limited	GOLDMAN SACHS FUNDS - GOLDMAN SACHS INDIA EQUITY PORTFOL	BUY	449823	3358.8
AKZOINDIA	Akzo Nobel India Limited	GS INDIA EQUITY	BUY	16128	3358.8
AKZOINDIA	Akzo Nobel India Limited	IMPERIAL CHEMICAL INDUSTRIES LIMITED	SELL	2277015	3358.8
AKZOINDIA	Akzo Nobel India Limited	IMPERIAL CHEMICAL INDUSTRIES LIMITED	SELL	2277015	3358.8
AKZOINDIA	Akzo Nobel India Limited	MEDIOLANUM BEST BRANDS- MEDIOLANUM INDIA OPPORTUNITIES	BUY	36905	3358.8
AKZOINDIA	Akzo Nobel India Limited	MORGAN STANLEY ASIA SINGAPORE PTE	BUY	29928	3358.8
AKZOINDIA	Akzo Nobel India Limited	NEW YORK STATE TEACHERS RETIREMENT SYSTEM	BUY	24407	3358.8
AKZOINDIA	Akzo Nobel India Limited	NIPPON INDIA MUTUAL FUND	BUY	814894	3358.8
AKZOINDIA	Akzo Nobel India Limited	NIPPON INDIA MUTUAL FUND	BUY	814894	3358.8
AKZOINDIA	Akzo Nobel India Limited	SOCIETE GENERALE	BUY	29928	3358.8
AKZOINDIA	Akzo Nobel India Limited	WF ASIAN SMALLER COMPANIES FUND LTD	BUY	528500	3358.8
AKZOINDIA	Akzo Nobel India Limited	WF ASIAN SMALLER COMPANIES FUND LTD	BUY	528500	3358.8
AHCL	Anlon Healthcare Limited	RP FAMILY PRIVATE TRUST	BUY	300000	140
COFFEEDAY	Coffee Day Enterprise Ltd	MALAVIKA HEGDE	SELL	8828793	44.45
COFFEEDAY	Coffee Day Enterprise Ltd	MALAVIKA HEGDE	SELL	8828793	44.45
DBEIL	Deepak Builders & Eng I L	RP FAMILY PRIVATE TRUST	BUY	302576	178.67
DIVINEHIRA	Divine Hira Jewellers Ltd	SOCRADAMUS CAPITAL PRIVATE LIMITED .	BUY	75200	91.08
EIMCOELECO	Eimco Elecon (India) Ltd.	EPITOME TRADING AND INVESTMENTS	SELL	94750	1786.89
EIMCOELECO	Eimco Elecon (India) Ltd.	SETU SECURITIES PRIVATE LIMITED	SELL	90000	1725.52
FORCAS	Forcas Studio Limited	KADAYAM RAMANATHAN BHARAT	BUY	200000	93
FORCAS	Forcas Studio Limited	KAPIL AHUJA	BUY	144000	104.55
GANESHIN	Ganesh Infracore Limited	BNP PARIBAS FINANCIAL MARKETS	BUY	249600	227.5
KESORAMIND	Kesoram Industries Ltd.	AXIS BANK LIMITED	SELL	2066172	5.96
MAXVOLT	Maxvolt Energy Indus L	YASH HITESH PATEL	BUY	92000	230
MEDICO	Medico Remedies Limited	ARYAMAN CAPITAL MARKETS LIMITED	SELL	650000	48.02
MICEL	MIC Electronics Ltd	R R K ENTERPRISE PRIVATE LIMITED	SELL	1500000	62.73
NIKITA	Nikita Papers Limited	AFTERTRADE BROKING PRIVATE LIMITED	BUY	164400	115.39
OBSCP	OBSC Perfection Limited	NIVEDITA RITESH OSWAL	SELL	129600	320.1
PARADEEP	Paradeep Phosphates L	ZUARI MAROC PHOSPHATES PRIVATE LIMITED	BUY	9749992	182.06
REGAAL	Regaal Resources Limit	VPK GLOBAL VENTURES FUND - SCHEME 1	SELL	700000	96.25
SANGINITA	Sanginita Chemicals Lim	DINESHSINH BHIMSINH CHAVADA	SELL	200000	10
URAVIDEF	URAVI DEFENCE & TEC	VINEY CORPORATION LIMITED	SELL	61511	257.29
VMSTMT	VMS TMT Limited	SOMANI STOCK BROKING PVT LTD	BUY	300000	104.9

Disclosure:

Research Reports that are published by Nirmal Bang Securities Private Limited (hereinafter referred to as "NBSPL") are for private circulation only. NBSPL is a registered Research Analyst under SEBI (Research Analyst) Regulations, 2014 having Registration no. INH000001766. NBSPL is also a registered Stock Broker with National Stock Exchange of India Limited, BSE Limited, Metropolitan Stock Exchange of India Limited, Multi Commodity Exchange of India Limited and , National Commodity and Derivative Exchange Limited in Capital Market , Equity and Commodities derivatives segments and Currency Derivatives Segment .

NBSPL has other business divisions with independent research teams separated by Chinese walls, and therefore may, at times, have different or contrary views on stocks and markets.

NBSPL or its associates have not been debarred / suspended by SEBI or any other regulatory authority for accessing / dealing in securities Market since last 20 years. NBSPL, its associates or analyst or his relatives do not hold any financial interest (Except Investment) in the subject company. NBSPL or its associates or Analyst do not have any conflict or material conflict of interest at the time of publication of the research report with the subject company. NBSPL or its associates or Analyst or his relatives may or may not hold beneficial ownership of 1% or more in the subject company at the end of the month immediately preceding the date of publication of this research report.

NBSPL or its associates / analyst has not received any compensation / managed or co-managed public offering of securities of the company covered by Analyst during the past twelve months. NBSPL or its associates have not received any compensation or other benefits from the company covered by Analyst or third party in connection with the research report. Analyst has not served as an officer, director or employee of Subject Company. NBSPL / analyst has not been engaged in market making activity of the subject company.

Analyst Certification: The research analysts and authors of these reports, hereby certify that the views expressed in this research report accurately reflects my/our personal views about the subject securities, issuers, products, sectors or industries. It is also certified that no part of the compensation of the analyst(s) was, is, or will be directly or indirectly related to the inclusion of specific recommendations or views in this research. The analyst(s) principally responsible for the preparation of this research report and has taken reasonable care to achieve and maintain independence and objectivity in making any recommendations.

Disclaimer:

The Research Report is for the personal information of the authorized recipient and does not construe to be any investment, legal or taxation advice. NBSPL is not soliciting any action based upon it. Nothing in the research report shall be construed as a solicitation to buy or sell any security or product, or to engage in or refrain from engaging in any such transaction. In preparing the research report, we did not take into account the investment objectives, financial situation and particular needs of the reader.

The research report has been prepared for the general use of the clients of NBSPL and must not be copied, either in whole or in part, or distributed or redistributed to any other person in any form. If you are not the intended recipient you must not use or disclose the information in the research report in any way. Though disseminated to all the customers simultaneously, not all customers may receive the research report at the same time. NBSPL will not treat recipients as customers by virtue of their receiving the research report. The research report is not directed or intended for distribution to or use by any person or entity resident in a state, country or any jurisdiction, where such distribution, publication, availability or use would be contrary to law, regulation or which would subject NBSPL & its group companies to registration or licensing requirements within such jurisdictions.

The report is based on the information obtained from sources believed to be reliable, but we do not make any representation or warranty that it is accurate, complete or up-to-date and it should not be relied upon as such. We accept no obligation to correct or update the information or opinions in it. NBSPL or any of its affiliates or employees shall not be in any way responsible for any loss or damage that may arise to any person from any inadvertent error in the information contained in the research report. NBSPL or any of its affiliates or employees do not provide, at any time, any express or implied warranty of any kind, regarding any matter pertaining to this report, including without limitation the implied warranties of merchantability, fitness for a particular purpose, and non-infringement. The recipients of the research report should rely on their own investigations.

This information is subject to change without any prior notice. NBSPL reserves its absolute discretion and right to make or refrain from making modifications and alterations to this statement from time to time. Nevertheless, NBSPL is committed to providing independent and transparent recommendations to its clients, and would be happy to provide information in response to specific client queries.

Before making an investment decision on the basis of research report, the reader needs to consider, with or without the assistance of an adviser, whether the advice is appropriate in light of their particular investment needs, objectives and financial circumstances. There are risks involved in securities trading. The price of securities can and does fluctuate, and an individual security may even become valueless. International investors are reminded of the additional risks inherent in international investments, such as currency fluctuations and international stock market or economic conditions, which may adversely affect the value of the investment. Opinions expressed are subject to change without any notice. Neither the company nor the director or the employees of NBSPL accept any liability whatsoever for any direct, indirect, consequential or other loss arising from any use of the research report and/or further communication in relation to the research report. Here it may be noted that neither NBSPL, nor its directors, employees, agents or representatives shall be liable for any damages whether direct or indirect, incidental, special or consequential including lost revenue or lost profit that may arise from or in connection with the use of the information contained in the research report.

Copyright of this document vests exclusively with NBSPL.

Our reports are also available on our website

Registration granted by SEBI and certification from NISM in no way guarantee performance of NBSPL or provide any assurance of returns to investors.

Nirmal Bang Research (Division of Nirmal Bang Securities Pvt. Ltd.)

B-2, 301/302, Marathon Innova,
Opp. Peninsula Corporate Park
Off. Ganpatrao Kadam Marg
Lower Parel(W), Mumbai-400013
Board No. : 91 22 6723 8000/8001
Fax. : 022 6723 8010